



5-minute

**Guide to registering
for IELTS with
the British Council**

7 steps to register for IELTS with the British Council

Step 1:	Choose an IELTS test.....	3
Step 2:	Select a test location.....	4
Step 3:	Select a test date.....	5
Step 4:	Select a test session.....	6
Step 5:	Create an IELTS registration account.....	7
Step 6:	Enter personal information	
	• Instructions for candidates under 16 years	8
	• Instructions for candidates 16 to 17 years	14
	• Instructions for candidates 18 years and above	22
Step 7:	Complete payment	27

Step 1: Choose your IELTS test

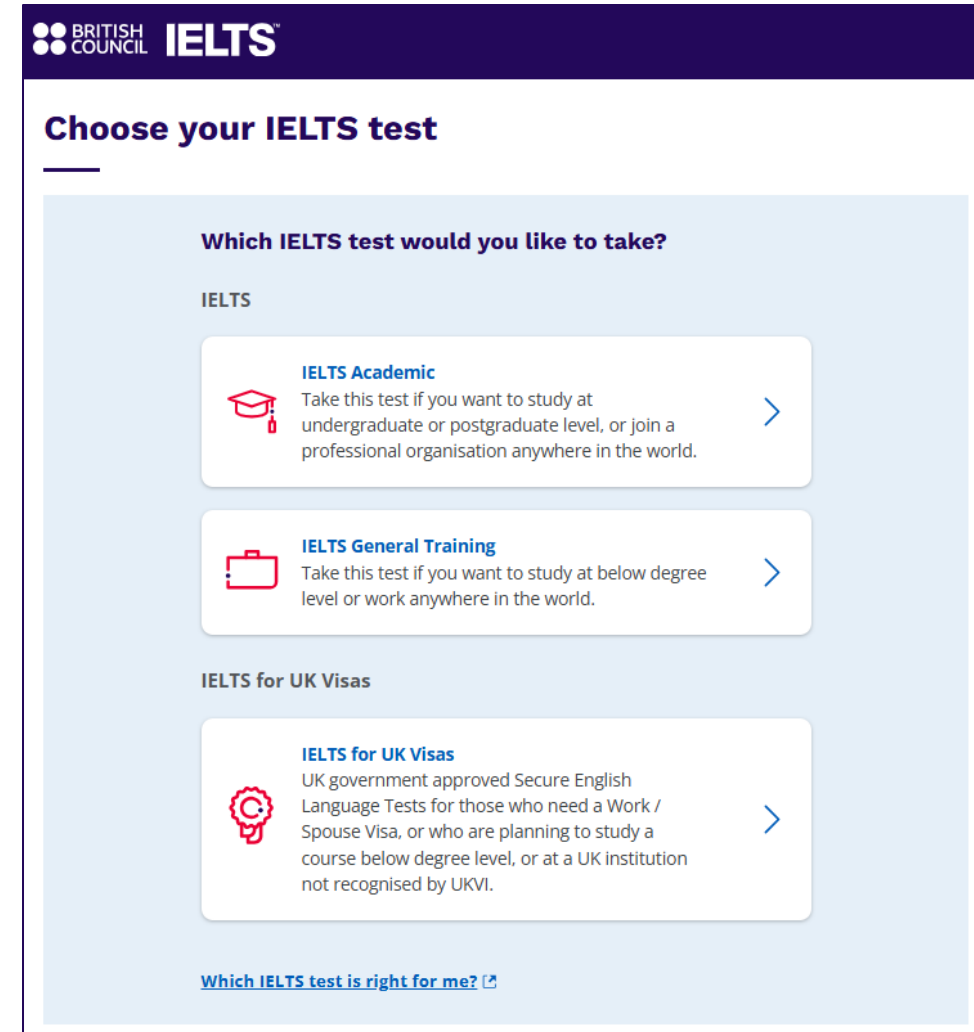
Access the online IELTS registration system:

 | <https://ieltsregistration.britishcouncil.org>

On the homepage, you will see 3 IELTS test options, each suited to different purposes:

- 1 IELTS Academic
- 2 IELTS General Training
- 3 IELTS for UKVI Visas

Note: Please select the test that matches your needs.



The screenshot shows the IELTS registration homepage. At the top is the British Council IELTS logo. Below it is the heading 'Choose your IELTS test'. The main content area is titled 'Which IELTS test would you like to take?'. It lists three options under the heading 'IELTS':

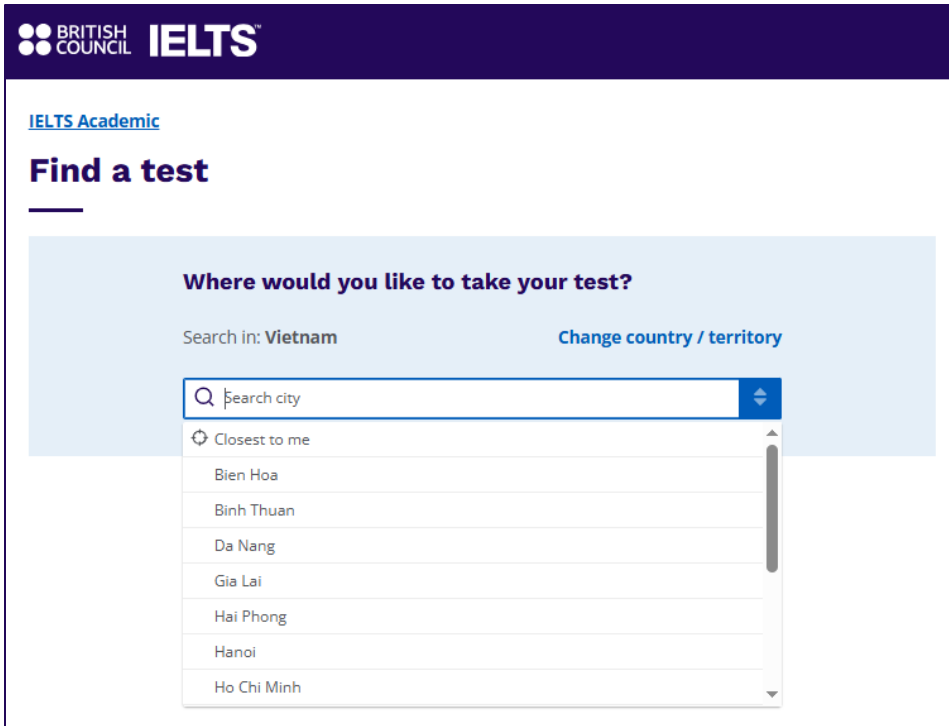
- IELTS Academic**: Take this test if you want to study at undergraduate or postgraduate level, or join a professional organisation anywhere in the world. (Icon: graduation cap)
- IELTS General Training**: Take this test if you want to study at below degree level or work anywhere in the world. (Icon: briefcase)
- IELTS for UK Visas**: UK government approved Secure English Language Tests for those who need a Work / Spouse Visa, or who are planning to study a course below degree level, or at a UK institution not recognised by UKVI. (Icon: UKVI logo)

At the bottom of the page, there is a link: [Which IELTS test is right for me?](#)

Step 2: Select your test location

In the 'Test Location' section, select **Vietnam**, then choose your preferred city.

Skip the 'Special Arrangement' section if you do not require special assistance related to health needs.



BRITISH COUNCIL IELTS

IELTS Academic

Find a test

Where would you like to take your test?

Search in: Vietnam [Change country / territory](#)

Search city

Closest to me

- Bien Hoa
- Binh Thuan
- Da Nang
- Gia Lai
- Hai Phong
- Hanoi
- Ho Chi Minh

☐ I have **accessibility** needs for the test date

[Read about how we can help you](#)

Note:

- Special arrangements are available for candidates with visual or hearing impairments, dyslexia, or other medical needs. If applicable, select 'Yes' under 'Special Arrangement' and indicate your required support. Please note that additional supporting documentation will be required later to confirm your eligibility.
- For full details, refer to the section **[Read about how we can help you](#)**.

Step 3: Select your test date

Select your preferred test date from the list provided and click **Search for tests**.

Notes

- Available dates are displayed in bold and underlined.
- You may select multiple test dates at the same time.
- You can also display all available test dates if preferred.

When would you like to take your test?

☒ Let me choose the dates
 ☐ Show me all dates


March 2023

Mo	Tu	We	Th	Fr	Sa	Su
					4	5
					11	12
13	14	15	16	17	18	19
20	21	22	23	24	25	26
27	28	29	30	31		

April 2023


Mo	Tu	We	Th	Fr	Sa	Su
					1	2
3	4	5	6	7	8	9
10	11	12	13	14	15	16
17	18	19	20	21	22	23
24	25	26	27	28	29	30


Available test date






Search for tests



Step 4: Select your test session

 **Dong A Cau Giay**
188 Cau Giay, Hanoi

 **Listening, Reading & Writing**
IELTS on computer

 29 June 2025
 09:00 - 11:45

 **Speaking test** [Change speaking schedule](#)
Face to face

 29 June 2025
 14:00 - 14:20

Price **4,664,000 VND**


Book Test

Depending on your chosen test format and test date, select your preferred time slot for each test component, then click **Book Test** to proceed.

Note:

You can keep the default selection or click **Change speaking schedule** to choose a different date/time for the Speaking test if desired.

Step 5: Create your IELTS registration account



Register for an account

You need a [British Council account](#) to access our services.
If you already have an account you can [sign in](#).

Email

Password

Show

Date of birth
This is so you access the right content for your age.

Day

Month

Year

☐ I agree to the account registration [Terms of Use](#).

[> How we use your data](#)

Register for an account

If you're not ready, you can [go back](#).

If you have **previously registered** for an IELTS test with the British Council, click Log in and use your existing account.

If this is your first time registering, please provide the required information to create a new account.



Note:

- **Minor candidates under 16 years of age** (as determined by date of birth) cannot create their own account. A legal guardian (aged 18 or older) must create the account and complete the registration and payment on their behalf.
- **Young adult candidates 16 to under 18 years old** may create their own account but must request their legal guardian to complete payment.
- **Adult candidates ages 18 and above** may create their own account and complete registration and payment independently.

Instructions for Minor candidates under 16 years old



Step 6.1: Enter the guardian's information

Tick **My child**.

Complete all required fields with the **guardian's details**.

The screenshot shows the 'Personal details' step (Step 1 of 5) of the IELTS registration process. At the top, there is a green notification box with a checkmark and the text 'Hi! You are now logged in.' Below this, the section is titled 'Who are you booking the test for?'. A message states: 'You cannot book a test for a child under the age of 11. If your child is 16 or over, please ask them to register for themselves.' There are two radio button options: 'Myself' and 'My child (under 16 years old)'. The 'My child' option is selected.

The screenshot shows the 'About you' step of the IELTS registration process. The header says 'About you (we'll ask you about your child on the next page)'. The first section is 'First / given names:' with a text input field containing 'Thi Ngoc Mai'. Below this is 'Surname / family name:' with a text input field containing 'Nguyen' and a checkbox labeled 'I don't have a surname / family name'. The next section is 'Date of birth:' with three input fields: a numeric field with '1', a dropdown menu with 'January', and a numeric field with '1979'. The final section is 'Sex:' with two radio button options: 'Female' (which is selected) and 'Male'.

Step 6.2: Enter candidate information

Enter the **candidate's personal information** in the '**About your child**' section.

About your child

Please add the details for the child taking the test:

Please note:
Their full name and date of birth must match the identification document presented at the test location.

First / given names (including middle names):

Surname / family name:
 ☐ They don't have a surname / family name

Date of birth:

Sex:
☐ Female
☒ Male

Select the preferred way for picking up the candidate after test sessions under '**On the test day**.'

On the test day

Please note:
Children aged 11 years or older are only permitted to leave test premises alone once parental / carer consent has been given

Do you give permission for your child to leave the test premises unaccompanied during a test break between modules and at the end of the test?

☐ Yes; I give my permission
☐ No; I will pick them up
☐ No; I want to specify somebody else who will pick them up

[Save and continue](#)

Step 6.3: Enter candidate identification document

Step 2 of 5

Your child's identification

Identification type

☒ Passport

☐ Vietnamese National Identity Card

.....

Please note:
On the test day, your child will be required to bring the same identification document you are using for registration.

Passport number:

Passport expiry date:

Issuing authority:

What is their country / territory of nationality?

.....

Save and continue

Select the type of ID the candidate will use on test day (Passport or National ID).

Step 6.4: Confirm and provide additional information

Review and confirm information.

Please check your passport before you continue

It's really important that you make sure the passport details you've told us are correct. Please check them below before proceeding.

On the test day, you will be required to bring this passport with you.

.....

Passport number:

Passport expiry date:

Issuing authority:

Country / territory of nationality:

Please note:
If your ID details are wrong it may delay the release of your results.

I confirm these details are correct

I need to change these details

Respond to the additional information questions.

BRITISH COUNCIL IELTS

Step 3 of 5

Your child's profile

⚠ Answering these questions has no impact on your child's IELTS test results. These questions will help us improve our services to test takers like them.

About your child

What is their first language?

Q

How many years have they been studying English?

Your answer to this question has no impact on their test score

Q

.....

Their interest in IELTS

Why are they taking the test?

Q

Which country / territory do they want to study / work / live in?

Q

.....

Save and continue

Note

Responses to additional information questions will not affect IELTS test scores.

Step 6.5: Review registration details

Test session and personal details

You are booking

IELTS Academic

☒ **Listening, Reading & Writing**
IELTS on computer

12 July 2025
09:00 - 12:00 (please arrive at 08:00)

[Change written test](#)

AM DA NANG
163 Xo Viet Nghe Tinh St., Cam Le District, Da Nang

☒ **Speaking test**
Video call at the test centre

12 July 2025
16:20 - 16:40 (please arrive at 16:00)

[Change speaking schedule](#)

AM DA NANG
163 Xo Viet Nghe Tinh St., Cam Le District, Da Nang

Your details [Change](#)

Name:

Date of Birth:

Sex:

Email address:

Mobile telephone number:

☐ I want to receive updates about my tests and results to this mobile telephone number

Address:

Your child's details [Change](#)

Name:

Date of Birth:

Sex:

On the test day:
Child can leave the test premises on its own

Your child's identification [Change](#)

Passport number:

Passport expiry date:

Issuing authority:

Country / territory of nationality:

Payment options

Payment

Fee: 4,664,000.00 VND [I have a promo code](#)

Order acknowledgement

Who should receive the order confirmation for the test booking?

☒ Myself [Select 'Myself' to have the invoice issued to the registered details](#)

☐ Another Person

☐ A Company

VAT/NIP number:

Enter any promo code (if applicable)



Note

1. If you wish to have the test fee invoice issued to a different individual or organisation, please inform the British Council by email (exams.hanoi@britishcouncil.org.vn or exams.HCMC@britishcouncil.org.vn) or via our hotline at 1800 1299 **within 7 working days**.
2. For payment methods and detailed guidance, please refer to **page 27**.

Our terms and conditions

☐ I agree to the IELTS [terms and conditions](#) and [cancellation policy](#)

The British Council will use the information that you are providing in connection with processing your registration. The legal basis for processing your information is agreement with our terms and conditions of registration (contract). [+ Read full notice](#)

Book & pay:

[Pay online](#)

Recommended payment method

[Offline payment](#)

Instructions for Young adult candidates ages 16 to under 18



Step 6.1: Enter candidate information

Complete all required fields with the **candidate's details**.

BRITISH COUNCIL IELTS

Step 1 of 5

Personal details

✓ Hi! You are now logged in.

About you

Please note:

All personal details provided on this page must match the Test Taker's identification document used for registration and presented at the test location, as these will appear on the Test Taker's Test Report Form (TRF). Once registration is complete, you may be charged a fee if you ask us to modify any of this information before we issue the TRF. Please note that no modifications can be made after the TRF has been issued.

First / given names (including middle names):
This must match the name(s) on your identification document

Surname / family name:
This must match the name(s) on your identification document

☐ I don't have a surname / family name

Date of birth:

Sex:

☐ Female

☐ Male

Your email:

Not your details? [Logout](#)

Your contact details

Please provide your phone number and postal address in case we need to contact you or send you any documents (e.g. your test report form).

Mobile number:

☐ I agree to receive notifications or to be contacted about my test registration to this telephone number via SMS, WhatsApp, etc.

Please note: this service might not be available in your location.

Country / territory of residence:

Postal address:

Town / City:

Postcode / ZIP:

[Save and continue](#)



Note

Receiving notifications is mandatory for candidates planning to transfer their test date.

Step 6.2: Enter candidate identification document

Step 2 of 5

Your child's identification

Identification type

☒ Passport

☐ Vietnamese National Identity Card

.....

Please note:
On the test day, your child will be required to bring the same identification document you are using for registration.

Passport number:

Passport expiry date:

Issuing authority:

What is their country / territory of nationality?

.....

Save and continue

Select the type of ID the candidate will use on test day (Passport or National ID).

Step 6.3: Confirm and provide additional information

Review and confirm information.

Please check your passport before you continue

It's really important that you make sure the passport details you've told us are correct. Please check them below before proceeding.

On the test day, you will be required to bring this passport with you.

.....

Passport number:

Passport expiry date:

Issuing authority:

Country / territory of nationality:

Please note:
If your ID details are wrong it may delay the release of your results.

I confirm these details are correct

I need to change these details

Respond to the additional information questions.

BRITISH COUNCIL IELTS

Step 3 of 5

Your child's profile

⚠ Answering these questions has no impact on your child's IELTS test results. These questions will help us improve our services to test takers like them.

About your child

What is their first language?

Q

How many years have they been studying English?

Your answer to this question has no impact on their test score

Q

.....

Their interest in IELTS

Why are they taking the test?

Q

Which country / territory do they want to study / work / live in?

Q

.....

Save and continue

Note

Responses to additional information questions will not affect IELTS test scores.

Step 6.4: Review registration details

BRITISH COUNCIL

IELTS

Step 4 of 5

Review

You have not booked yet!

Please check all the details carefully before you book.

You are booking

IELTS Academic

Listening, Reading & Writing

IELTS on computer

29 June 2025

09:00 - 11:45 (please arrive at 08:00)

Change written test

Dong A Cau Giay

188 Cau Giay, Hanoi

Speaking test

Face to face

29 June 2025

14:00 - 14:20 (please arrive at 13:40)

Change speaking schedule

Dong A Cau Giay

188 Cau Giay, Hanoi

Your details

Change

Name:

Date of Birth:

Sex:

Email address:

Mobile telephone number:

I want to receive updates about my tests and results to this mobile telephone number

Address:

Your identification

Change

Identity card number:

12345678910

Issuing authority:

Hanoi

Country / territory of nationality:

Vietnam

Payment

Fee:

4,664,000.00 VND

I have a promo code

Order acknowledgement

Who should receive the order confirmation for the test booking?

Myself

Another Person

A Company

Select 'Myself' to have the invoice issued to the registered details

VAT/NIP number:

Enter any promo code (if applicable)

Note

1. If you wish to have the test fee invoice issued to a different individual or organisation, please inform the British Council by email (exams.hanoi@britishcouncil.org.vn or exams.HCMC@britishcouncil.org.vn) or via our hotline at 1800 1299 **within 7 working days**.
2. For payment methods and detailed guidance, please refer to **page 27**.

Step 5: Provide guardian's contact information

Our terms and conditions

View the IELTS [terms and conditions](#) and [cancellation policy](#) for more information.

The British Council will use the information that you are providing in connection with processing your registration. The legal basis for processing your information is agreement with our terms and conditions of registration (contract).

Data Protection

The British Council complies with data protection law in the UK and laws in other countries that meet internationally accepted standards.

You have the right to ask for a copy of the information we hold on you, and the right to ask us to correct any inaccuracies in that information. If you have concerns about how we have used your personal information, you also have the right to complain to a privacy regulator.

Privacy Notice

For detailed information, please refer to the privacy section of our website, www.britishcouncil.org/privacy or contact your local British Council office. We will keep your information for a period of 3 years from the time of collection for your registration; for marketing purposes, we will keep your information for a period of 7 years.

Parent/Legal Guardian email address


As Candidate who is between 16 and less then 18 years old you are required to provide the email address of Parent/Legal Guardian who can complete the payment and setup Child Collection Details

Parent/Legal Guardian email address:

Book test

[Book now](#)

BRITISH COUNCIL IELTS



Registration ref. no: A3-VN002-S-13349385

Dear Parent/Legal Guardian,

We would like to inform you that your child has been registered for the IELTS test.

To proceed, please visit the Secure Registration Page using the link below. On this page, you can:

- ✓ Complete an online payment for the exam (if required)
- ✓ View offline payment instructions (if applicable)
- ✓ Review basic registration details
- ✓ Check the current payment status
- ✓ Complete the required child collection options
- ✓ Provide consent for your child's personal data processing for this purpose and read the full Privacy Notice
- ✓ Read the IELTS test [Terms and Conditions](#) and [Data Protection and Privacy Policy](#)

[ACCESS THE SECURE PAGE](#)

IELTS stands for the International English Language Testing System - an English Language proficiency test. Globally, there are more than 4 million test takers a year, making IELTS the world's most popular English language proficiency test for higher education and global migration. IELTS is developed and run by the British Council in partnership with IDP Education and Cambridge Assessment English. You can find here more information on IELTS <https://takeielts.britishcouncil.org/take-ielts/what-ielts>.

- Enter the guardian's email address and click **Book now**.
- The guardian will receive an email with instructions to complete the registration process, including:
 - Reviewing and verifying the candidate's registration information
 - Agreeing to Child Protection, Data Protection, and Privacy policies
 - Giving consent regarding the child's personal data
 - Completing and monitoring payment status

Step 6.6: Guardian registration finalisation

Our terms and conditions

☐ I agree to the IELTS terms and conditions and cancellation policy

The British Council will use the information that you are providing in connection with processing your registration. The legal basis for processing your information is agreement with our terms and conditions of registration (contract).

Data Protection

The British Council complies with data protection law in the UK and laws in other countries that meet internationally accepted standards.

You have the right to ask for a copy of the information we hold on you, and the right to ask us to correct any inaccuracies in that information. If you have concerns about how we have used your personal information, you also have the right to complain to a privacy regulator.

Privacy Notice

For detailed information, please refer to the privacy section of our website, www.britishcouncil.org/privacy or contact your local British Council office. We will keep your information for a period of 3 years from the time of collection for your registration; for marketing purposes, we will keep your information for a period of 7 years.

☐ I agree to the processing of Test Taker and My Personal data for the purpose of delivery IELTS exams

Save consent

Child Collection

Please note:
Children aged 11 years or older are only permitted to leave test premises alone once parental / carer consent has been given

Do you give permission for your child to leave the test premises unaccompanied during a test break between modules and at the end of the test?

☐ Yes; I give my permission
 ☐ No; I want to specify somebody else who will pick them up

Save consent details

Payments

Fee: 4,664,000.00 VND

How would you like to pay?

Pay online

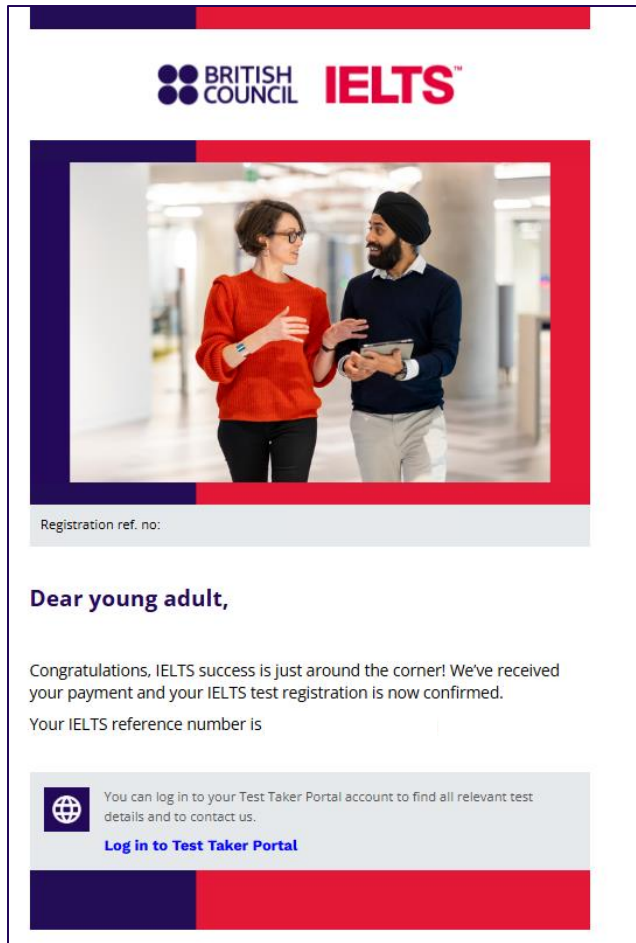
Pay another way



Note

For payment methods and detailed guidance, please refer to **page 27**.

Registration completed



Once the guardian gives consent and completes payment, the candidate will receive an email confirming that the registration was successful.

Note

For payment methods and detailed guidance, please refer to **page 27**.

Instructions for Adult candidates ages 18 and above



Step 6.1: Enter candidate information

Complete all the required fields with the **candidate's details**.

BRITISH COUNCIL IELTS

Step 1 of 5

Personal details

✔ Hi! You are now logged in.

About you

Please note:

All personal details provided on this page must match the Test Taker's identification document used for registration and presented at the test location, as these will appear on the Test Taker's Test Report Form (TRF). Once registration is complete, you may be charged a fee if you ask us to modify any of this information before we issue the TRF. Please note that no modifications can be made after the TRF has been issued.

First / given names (including middle names):
This must match the name(s) on your identification document

Surname / family name:
This must match the name(s) on your identification document

Date of birth:

Sex:

☐ Female

☐ Male

Your email:

Not your details? [Logout](#)

Your contact details

Please provide your phone number and postal address in case we need to contact you or send you any documents (e.g. your test report form).

Mobile number:

☐ I agree to receive notifications or to be contacted about my test registration to this telephone number via SMS, WhatsApp, etc.

Please note: this service might not be available in your location.

Country / territory of residence:

Postal address:

Town / City:

Postcode / ZIP:

[Save and continue](#)



Note

Receiving notifications is mandatory for candidates planning to transfer their test date.

Step 6.2: Enter candidate identification document

Step 2 of 5

Your child's identification

Identification type

☒ Passport

☐ Vietnamese National Identity Card

.....

Please note:
On the test day, your child will be required to bring the same identification document you are using for registration.

Passport number:

Passport expiry date:

Issuing authority:

What is their country / territory of nationality?

.....

Save and continue

Select the type of ID the candidate will use on test day (Passport or National ID).

Step 6.3: Confirm and provide additional information

Review and confirm your information.

Please check your passport before you continue

It's really important that you make sure the passport details you've told us are correct. Please check them below before proceeding.

On the test day, you will be required to bring this passport with you.

.....

Passport number:

Passport expiry date:

Issuing authority:

Country / territory of nationality:

Please note:
If your ID details are wrong it may delay the release of your results.

I confirm these details are correct

I need to change these details

Respond to the additional information questions.

BRITISH COUNCIL IELTS

Step 3 of 5

Your child's profile

⚠ Answering these questions has no impact on your child's IELTS test results. These questions will help us improve our services to test takers like them.

About your child

What is their first language?

Q

How many years have they been studying English?

Your answer to this question has no impact on their test score

Q

.....

Their interest in IELTS

Why are they taking the test?

Q

Which country / territory do they want to study / work / live in?

Q

.....

Save and continue

Note

Responses to additional information questions will not affect IELTS test scores.

Step 6.4: Review registration details

Step 4 of 5
Review

You are booking

IELTS Academic

Listening, Reading & Writing
IELTS on computer

29 June 2025
09:00 - 11:45 (please arrive at 08:00)

[Change written test](#)

Dong A Cau Giay
188 Cau Giay, Hanoi

Speaking test
Face to face

29 June 2025
14:00 - 14:20 (please arrive at 13:40)

[Change speaking schedule](#)

Dong A Cau Giay
188 Cau Giay, Hanoi

Your details [Change](#)

Name:

Date of Birth:

Sex:

Email address:

Mobile telephone number:

☐ I want to receive updates about my tests and results to this mobile telephone number

Address:

Your identification [Change](#)

Identity card number: 12345678910

Issuing authority: Hanoi

Country / territory of nationality: Vietnam

Payment

Fee: 4,664,000.00 VND [I have a promo code](#)

Order acknowledgement

Who should receive the order confirmation for the test booking?

☒ Myself

☐ Another Person

☐ A Company

VAT/NIP number:

Enter any promo code (if applicable)

Select 'Myself' to have the invoice issued to the registered details




Note

1. If you wish to have the test fee invoice issued to a different individual or organisation, please inform the British Council by email (exams.hanoi@britishcouncil.org.vn or exams.HCMC@britishcouncil.org.vn) or via our hotline at 1800 1299 **within 7 working days**.
2. For payment methods and detailed guidance, please refer to **page 27**.

Step 7.1: Online payments

The screenshot shows the 'Checkout' page of the British Council website. At the top, there's a dark blue header with the British Council logo and the word 'Checkout'. Below this is a navigation bar with a 'Back' link. The main heading is 'Pay online'. Underneath, it says 'Select payment method' and displays three options: 'International Card' (with a Visa logo), 'Vietnam ATM' (with an ATM icon), and 'QR Code' (with a VietQR logo). Each option has a pink arrow pointing to it. To the right of these options is a light blue box containing a timer 'Time remaining: 01 hour 14 minutes 56 seconds' and a section titled 'Your purchase' showing 'Total: 4664000 VND' and 'Order ID: A3-VN028-S-11352459'.

If you choose online payment, you will be forwarded to the payment gateway with the following options:

-  International credit card (Visa/Master Card)
-  Vietnam Payment Card
-  QR Code Scanning by VietQR

Notice:

- You are required to finish payment **within 60 minutes**.*
- For QR Code scanning:** Keep the transfer note intact for the transaction to be processed on the system.*

Step 7.1: Online payments

1. By International Credit Card (Visa/ Master Card)

Input your Visa/ Master Card information accordingly.

The screenshot shows a payment form for the British Council. At the top, it says 'British Council' and 'You have 7:22 remaining for this payment'. Below this is a 'Secure payment' section. The form includes fields for 'Card number', 'Expiry month' (MM) and 'Expiry year' (YY), 'Cardholder name', and 'Security code'. A Visa logo is visible. Below the form, 'Order details' are shown, including a long alphanumeric code and the amount '₫4,664,000 VND'. At the bottom, there is a green 'Pay now' button and a blue 'Cancel' button.

2. By Vietnam ATM card

Choose your Vietnam bank from the list and input your Vietnam ATM Card accordingly.

The screenshot shows a payment page for the British Council with the title 'Chọn phương thức thanh toán'. It prompts the user to 'Vui lòng không tải lại trang hoặc quay lại trong quá trình thực hiện giao dịch.' Below this, it says 'Thẻ ATM nội địa (Napas)'. There is a search bar 'Tìm kiếm ngân hàng'. A grid of Vietnamese bank logos is displayed, including Vietcombank, MB, VietinBank, GPBank, Ocean Bank, ABBANK, SHB, LPBank, TPBank, AGRIBANK, SeABank, HAN A BANK, PG BANK, VIETBANK, BIDV, ACB, Sacombank, SAIGONBANK, TECHCOMBANK, AVETABANK, VIB, VPBank, EXIMBANK, MSB, HDBank, BAC A BANK, OCB, and BVBANK. At the bottom, there are logos for 'napas 24/7' and 'BVBANK'.

3. By QR Code from VietQR

Scan the QR code directly from your digital banking applications (functions vary by bank).

The screenshot shows a payment page for the British Council with the title 'MỞ APP ĐỂ QUÉT MÃ VIETQR'. It includes three icons: 'Mở ứng dụng Master banking', 'Quét mã QR chuyển tiền Napas 24/7', and 'Xác nhận số tiền hoặc mã thanh toán'. Below this, it says 'Hãy dùng chức năng VietQR trên App Mobile Banking của bạn quét mã dưới đây để hoàn tất thanh toán.' There is a QR code in the center. At the bottom, there is a checkbox 'Đồng ý với điều khoản' and a link 'Chi tiết đơn hàng'. The amount '₫4,664,000 VND' is visible at the top right.

Note:

The receiving bank for payments is Ngân Lượng Payment Gateway Joint Stock Company.

Ngân Lượng Payment Gateway Joint Stock Company collaborates with the British Council to provide payment services. The company operates independently and is committed to ensuring the security of all payment transactions.

For any enquiries related to payment transactions, please contact:







- Hotline: 1900-58-58-99 (press 4)
- Email: support@alepay.vn

We prioritise data security and are committed to maintaining the highest level of protection for all transaction information.

Step 7.2: Other payments

(1) Payment via bank transfer

For payments via bank transfer, please use the following bank information:

-  **Account Name:** BRITISHCOUNCIL VIETNAM LLC
-  **Account Number (VND):** 0201912008
-  **Bank name:** Citibank, N.A - chi nhánh Hà Nội
-  **Address:** Horison building, 40 Cat Linh Road, Hanoi, Vietnam
-  **Bank Code:** 01605001
-  **SWIFT Code:** CITIVNVX

Transfer Note

<Reference Code> <Phone number>

When inputting the transfer note, please include the following information:

- **Reference Code:** Candidates can find the test registration reference code (for example: A3-VN002-S-XXXXXXX) in the confirmation email or on the Test taker portal system.
- **Phone Number:** Example: 84-09XXXXXXXXX.

Step 7.2: Other payments

(2) Payment at the British Council's offices

Candidates and guardians can complete payment at the British Council's offices via one of the following methods:

- By international credit card (Visa/Master)
- By Vietnam ATM card
- By QR code from VietQR
- By bank transfer

British Council offices

- **Hanoi:** Third floor, Lancaster Luminaire Building, 1152 Lang Road, Lang Ward.
- **HCMC:** First floor, Viettel Complex Building, 285 Cach Mang Thang Tam Road, Hoa Hung Ward.

For Exams Services operating hours click [here](#).

Important notes:

Payment Deadline

The system will hold your registration for 72 hours. Candidates are kindly requested to **complete payment within the first 24 hours after completing the online registration**. This will allow the British Council sufficient time to process and confirm your payment within the following 48 hours. After this period, the system will automatically release the reserved slot.

Payment Fees

You are responsible for any transaction fees. Please transfer the exact amount of the IELTS test fee with the transfer details listed in the previous section (do not add or remove any information) to avoid delays in service. Transfers with excess amounts under 100,000 VND may not be refunded.

Payment Confirmation

- Please upload the confirmation of successful transaction to the British Council's online exam registration system or send an email to:
 - In Hanoi, Hue, Vinh and other Northern cities/provinces: exams.hanoi@britishcouncil.org
 - In Ho Chi Minh City, Danang and other Southern cities/provinces: exams.hcmc@britishcouncil.org
- Your payment will be confirmed once you have completed your exam registration and completed your payment.